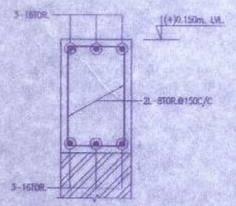


TYPICAL C/S. OF TIE BEAM(250X400)

SCALE-1:10

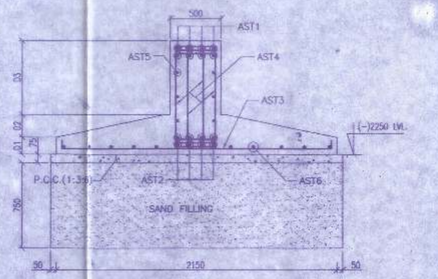


TYPICAL DETAILS OF FOUNDATION BEAM

(SCALE - 1:25)

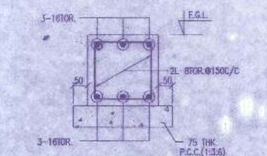


TYPICAL C/S. OF BAND BEAM(250X250)

ONLY PERIPHERAL SCALE-1:10

SCHEDULE OF STRIP FOOTING

| BEAM MKD. | D1 | D2 | D3 | FOUNDATION BEAM SIZE | SUPPORT | | SPAN | | AST3 | AST4 | AST5 | AST6 |
|---|---|---|---|---|---|---|---|---|---|---|---|---|
| | | | | | AST1 | AST2 | AST1 | AST2 | | | | |
| FB-1 | 200 | 250 | 750 | 500 X 1200 | 4-25TOR. | 4-25TOR. 4-25TOR. | 4-25TOR. 4-25TOR. | 4-25TOR. | 12TOR.@125C/C | 4L-12TOR.@150C/C | (5+5) 10TOR. | 8TOR.@150C/C |
| FB-2 | 200 | 250 | 550 | 500 X 1000 | 4-20TOR. | 4-20TOR. 4-25TOR. | 4-20TOR. 4-25TOR. | 4-20TOR. | 12TOR.@125C/C | 4L-12TOR.@150C/C | (4+4) 10TOR. | 8TOR.@150C/C |
| FB-3 | 200 | 250 | 550 | 500 X 1000 | 4-20TOR. | 4-20TOR. 4-16TOR. | 4-20TOR. 4-16TOR. | 4-20TOR. | 12TOR.@125C/C | 4L-10TOR.@125C/C | (4+4) 10TOR. | 8TOR.@150C/C |
| FB-4 | 200 | 250 | 500 | 500 X 950 | 4-20TOR. | 4-20TOR. 2-16TOR. | 4-20TOR. 2-16TOR. | 4-20TOR. | 12TOR.@125C/C | 4L-10TOR.@150C/C | (4+4) 10TOR. | 8TOR.@150C/C |

SCHEDULE OF COLUMNS

| COLUMN MKD. | SIZE | MAIN REINFORCEMENT | | | | |
|---|---|---|---|---|---|---|
| | | FOUNDATION TO 1ST. FL. | 1ST. FLOOR TO 3RD. FL. | 3RD. FLOOR TO 5TH. FL. | 5TH. FLOOR TO 7TH. FL. | 7TH. FLOOR TO ROOF |
| C24,C27 | 300 X 500 | 6 - 20T + 4 - 20T | 6 - 20T + 4 - 16T | 4 - 16T + 6 - 16T | 4 - 16T + 6 - 12T | 4 - 16T + 6 - 12T |
| C7,C10 | 300 X 500 | 10 - 20T | 6 - 20T + 4 - 16T | 8 - 16T + 2 - 16T | 8 - 16T + 2 - 12T | 6 - 16T + 2 - 12T |
| C1,C2,C3,C4 | 300 X 500 | 10 - 20T | 6 - 20T + 4 - 8T | 4 - 16T + 6 - 16T | 4 - 16T + 6 - 12T | 4 - 16T + 6 - 12T |
| C25,C26,C34 | 300 X 500 | 10 - 20T | 10 - 16T | 6 - 16T + 4 - 16T | 4 - 16T + 6 - 12T | 4 - 16T + 6 - 12T |
| C8,C9 | 300 X 500 | 10 - 20T | 4 - 20T + 6 - 20T | 4 - 20T + 6 - 16T | 4 - 20T + 6 - 16T | 4 - 20T + 6 - 16T |
| C32,C33 | 300 X 500 | 12 - 20T | 8 - 20T + 4 - 20T | 4 - 20T + 8 - 16T | 6 - 16T + 4 - 12T | 4 - 16T + 8 - 12T |
| C22,C23 | 300 X 500 | 12 - 20T | 12 - 20T | 6 - 20T + 4 - 16T | 4 - 20T + 8 - 16T | 12 - 16T |
| C31 | 300 X 500 | 6 - 25T + 4 - 25T | 6 - 20T + 2 - 20T | 4 - 20T + 6 - 20T | 10 - 16T | 6 - 16T + 4 - 12T |
| C19,C29 | 250 X 600 | 12 - 20T | 8 - 20T + 4 - 16T | 4 - 20T + 8 - 16T | 8 - 16T + 4 - 12T | 4 - 16T + 8 - 12T |
| C11,C12,C17,C21 | 300 X 600 | 8 - 25T + 4 - 20T | 8 - 25T + 4 - 20T | 4 - 25T + 8 - 20T | 8 - 20T + 4 - 16T | 8 - 20T + 4 - 16T |
| C30 | 300 X 600 | 8 - 20T + 4 - 16T | 4 - 20T + 8 - 16T | 6 - 20T + 8 - 16T | 4 - 20T + 8 - 16T | 4 - 20T + 8 - 16T |
| C18,C20 | 300 X 900 | 16 - 20T | 10 - 20T + 6 - 16T | 4 - 20T + 14 - 16T | 12 - 16T + 8 - 12T | 4 - 16T + 14 - 12T |
| C13,C16 | 350 X 600 | 20 - 25T | 10 - 25T + 10 - 16T | 4 - 25T + 16 - 16T | 10 - 16T + 10 - 12T | 6 - 16T + 14 - 12T |
| C14,C15 | 300 X 950 | 14 - 16T | 10 - 16T + 4 - 12T | 12 - 16T + 4 - 12T | 10 - 16T + 4 - 12T | 10 - 16T + 4 - 12T |
| C5,C6 | 300 X 975 | 6 - 25T + 12 - 20T | 12 - 20T + 6 - 16T | 4 - 20T + 14 - 16T | 12 - 16T + 6 - 12T | 4 - 16T + 14 - 12T |
| C28 | 300 X 1075 | 18 - 16T | 10 - 18T + 8 - 12T | 8 - 16T + 10 - 12T | 8 - 16T + 10 - 12T | 8 - 16T + 10 - 12T |

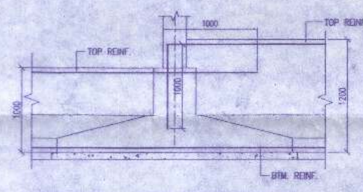


TYPICAL BEAM DETAIL OF VARYING DEPTH

SCALE-1:25

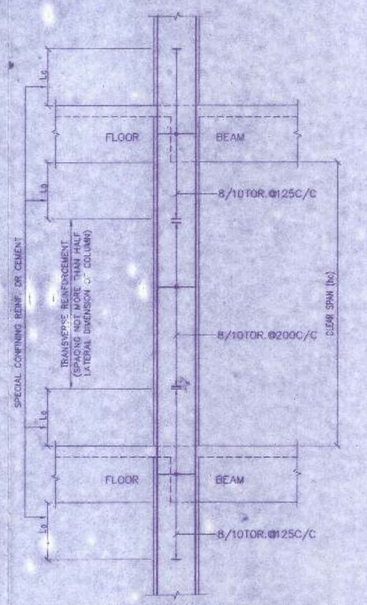


ARRANGEMENT OF COLUMN TIES & LINK

SCALE-1:25

Lo SHALL BE MAXIMUM OF THE FOLLOWING:-
1. = LARGER LATERAL DIMENSION OF MEMBER
2. = 1/6 TH. OF CLEAR SPAN OF MEMBER
3. = 450mm.

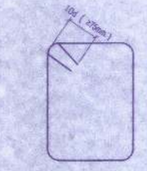


STIRRUP DETAIL

(d = DIA OF STIRRUP BAR)

SCALE-1:10

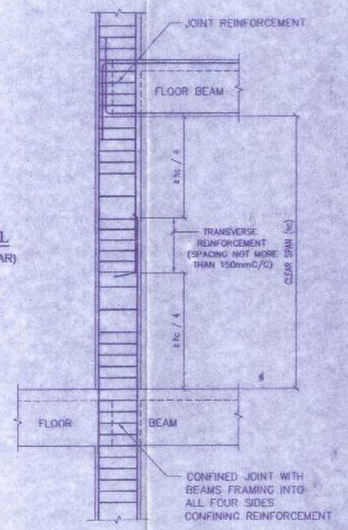


TYPICAL LONG SECTION OF COLUMN SHOWING COLUMN BAR SPLICING

SCALE-1:25

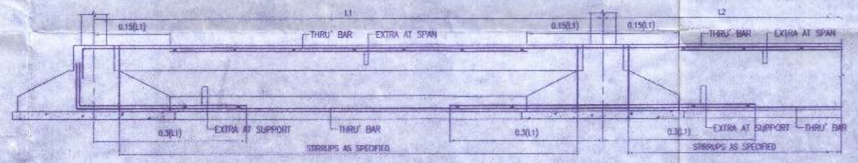


TYP. LONG SECTION OF FOUNDATION BEAM

SCALE-1:25

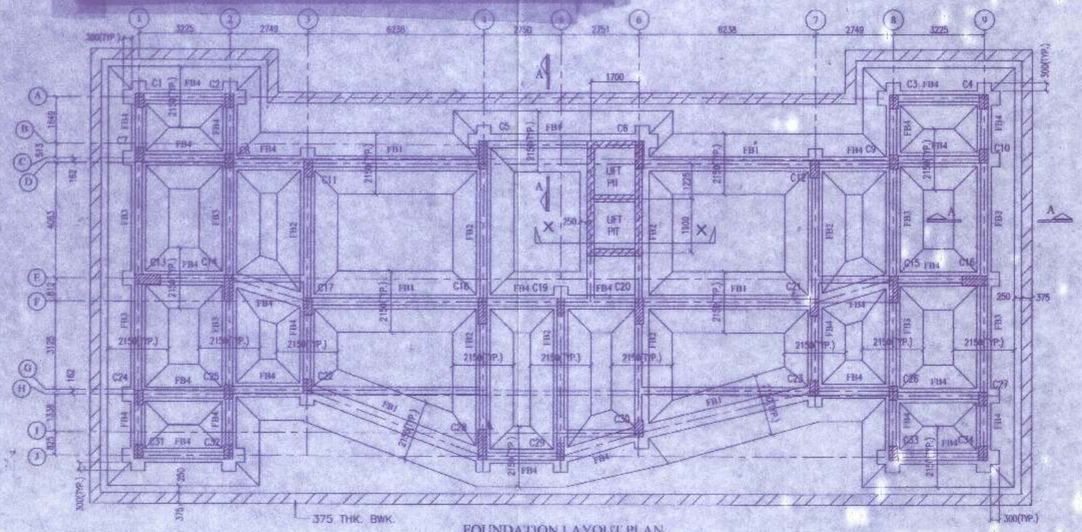


FOUNDATION LAYOUT PLAN

ALL TIE BEAM (250 X 400)

SCALE-1:100

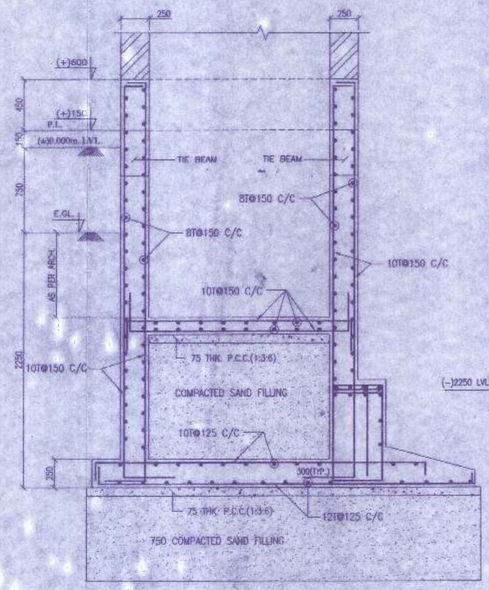


SECTION X-X

SCALE-1:25

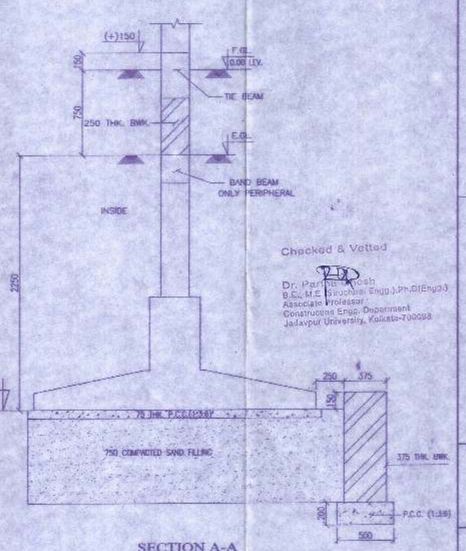


SECTION A-A

TYP. C/S OF PERIPHERAL FOUNDATION

SCALE-1:25

Checked & Vetted

Dr. Partha Ghosh
B.E., M.E. (Structural Engg.), Ph.D(Engg.)
Associate Professor
Construction Engg. Department
Jadavpur University, Kolkata-700098

PROJECT-

PROPOSED G+VII STORIED RESIDENTIAL BUILDING PLAN AT MOUZA – KAMARPARA, J.L. NO. – 131, DAG NO. – 605/1147, 606 , 607 , L.R. KHATIAN NO.- 827, 1094, 1150, 1213. POST OFFICE – DARANDHA, POLICE STATION – ILLAMBAZAR, GP – ILLAMBAZAR, SUB REGISTRY OFFICE – BOLPUR, DIST. – BIRBHUM

NOTES:

1. ALL DIMENSIONS ARE IN mm. U.N.O.
2. GRADE OF CONCRETE SHALL BE M30.
3. GRADE OF REINFOCEMENT SHALL BE Fe500.
4. CLEAR COVER TO REINFORCEMENT SHALL BE
   a) FOR FOUNDATION / FOUNDATION BEAM = 50mm.
   b) FOR TIE BEAM / COLUMN = 40mm.
   c) FOR BEAMS = 25mm.
   d) FOR SLAB / LIFT WALL = 20mm.
5. MIX OF P.C.C. SHALL BE 1:3:6
6. LAP/BOND LENGTH SHALL BE 50D WHERE D IS THE DIAMETER OF BAR.

SIGNATURE OF PANCHAYET PRADHAN

Nandagram Chandrapur Panchayat

SIGNATURE OF OWNER

JAYANTA MAJUMDAR
B.E., M.E., M.I.G.S.
Geotechnical Engineer
C.T/1/13

KOUSHIK SENGUPTA
B.E. (CIVIL), M.E. (STRUCTURE)
51/2 MAHAJATI NAGAR, BIRATI
KOLKATA - 700 051

SIGNATURE OF STRUCTURAL ENGINEER

ANUPAM MAITI
C.O.A. Registered Architect
CA/2016/81538
anupam.mozaik@yahoo.in

SIGNATURE OF ARCHITECT

ARCHITECT: MOZAIK
P-521, RAJA BASANTA ROY RD.
KOLKATA-29
PH. NO.- 033-40670094/9831180114

| | |
|---|---|
| STRUCTURAL DRAWING (FOUNDATION DETAILS) | TYPE -1A BLOCK-33, BLOCK-34 & BLOCK-35 |
| SCALE - 1 : 100, 25, 10 | |
| KOUSHIK SENGUPTA 51/2 MAHAJATI NAGAR, BIRATI, KOLKATA-700051 | date:-06-07-19 |
| | sheet :- 1 |